

Overview - Public Entities Quarterly Reporting

Approved receipts

37.5

80.9%

Approved spending

28.0

92.7%

Surplus/(deficit)

9.5

- ☐ R billion
- ☒ R million
- ☐ R thousand

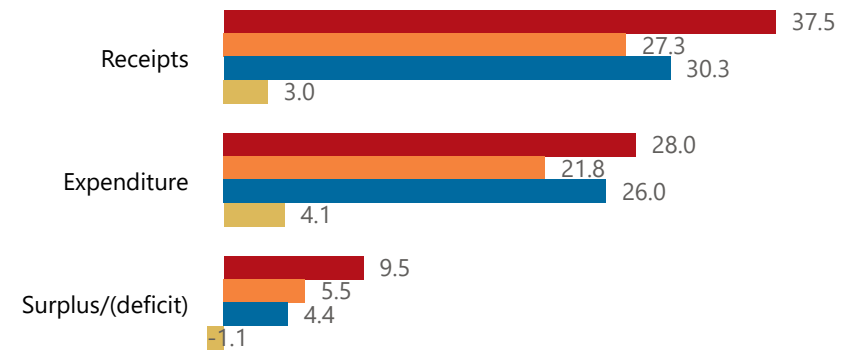


national treasury

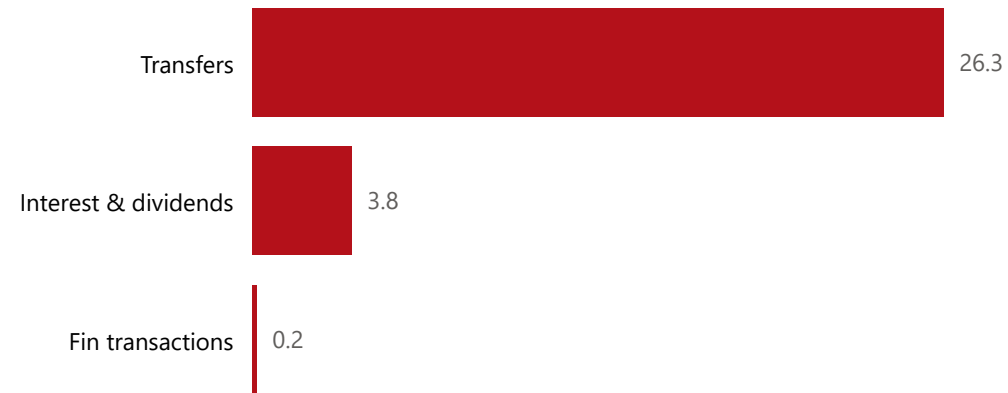
Department:
National Treasury
REPUBLIC OF SOUTH AFRICA

Consolidation

● Approved ● Forecast ● YTD ● Variance



Composition of receipts



Quarter

3

Cluster

Education and related

Department

Sport, Arts and Culture

Entity

Nelson Mandela National Museum

Composition of spending



Functional grouping



Spending by PFMA schedule



Public Entities Receipts

Approved sales of G&S

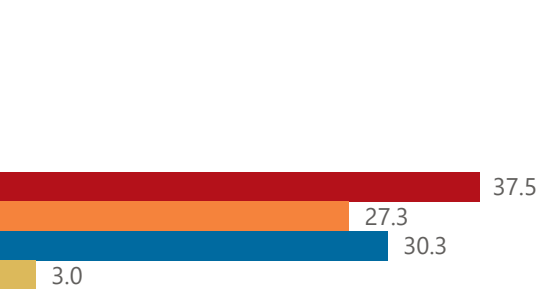
(Blank) (Blank)

Approved transfers

35.1 75.0%

Actual vs Forecast

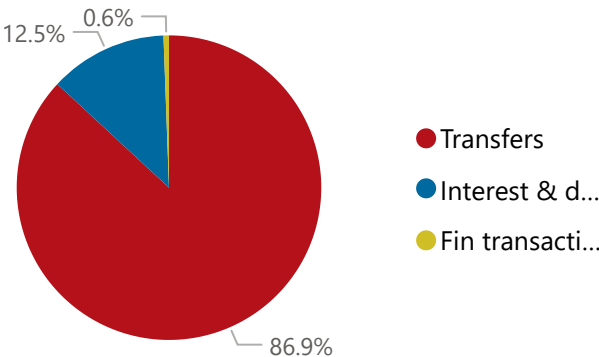
● Approved ● Forecast ● YTD ● Variance



Top 5 Transfers



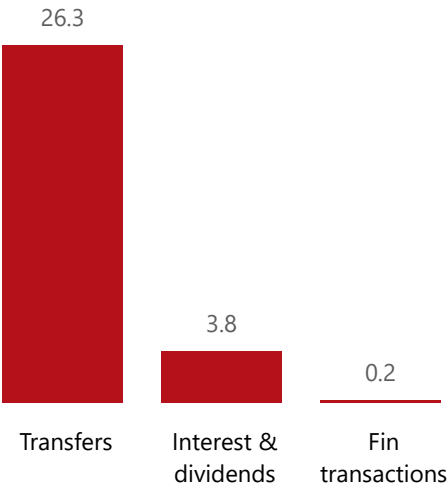
Composition of receipts



Receipts

Level 3	Approved	YTD	% YTD
Transfers	35.1	26.3	86.9%
Interest & dividends	0.5	3.8	12.5%
Fin transactions	1.9	0.2	0.6%
Total	37.5	30.3	100.0%

Top receipts items



- R billion
- R million
- R thousand



national treasury
Department:
National Treasury
REPUBLIC OF SOUTH AFRICA

Quarter

3

Cluster

Education and related

Department

Sport, Arts and Culture

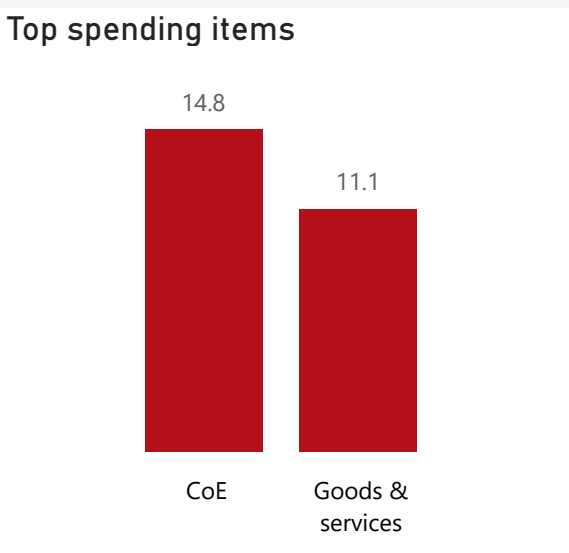
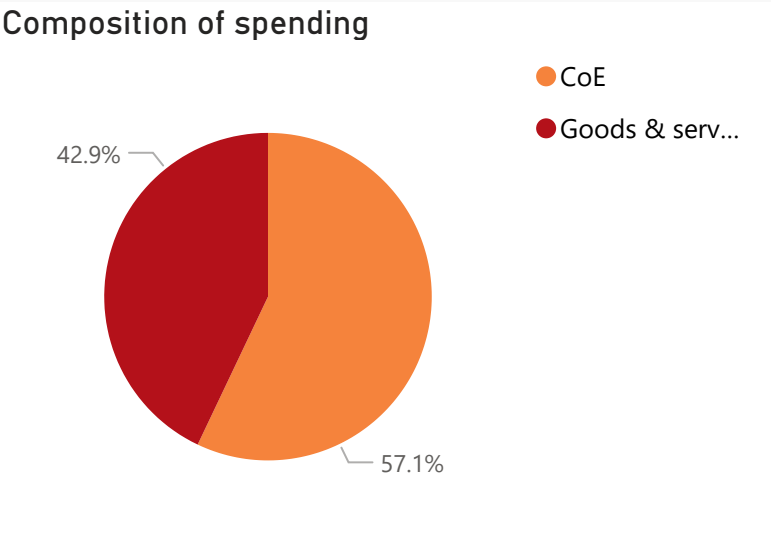
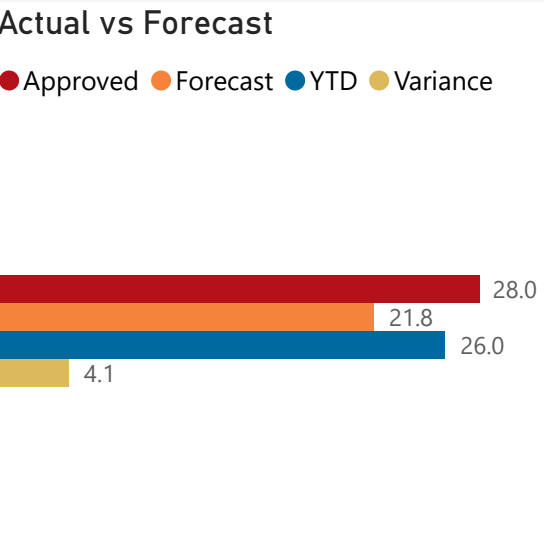
Entity

Nelson Mandela National Museum

Public Entities Spending

Approved CoE	Approved G&S	Approved transfers
17.584.6%	10.5106.3%	(Blank)(Blank)

- ☐ R billion
- ☒ R million
- ☐ R thousand



Quarter

3

Cluster

Education and related

Department

Sport, Arts and Culture

Entity

Nelson Mandela National Museum

Capital assets

Spending			
Level 3	Approved	YTD	% YTD
⊕ CoE	17.5	14.8	57.1%
⊕ Goods & services	10.5	11.1	42.9%
Total	28.0	26.0	100.0%